

Interactive Activity Through Multimedia in Online Learning

Student to Content

Student to Student

Student to Teacher

**Kody Stimpson
Idaho Digital Learning**

```
return(hash);  
}  
  
//<![CDATA[  
////WORK IN PROGRESS  
//]]>  
  
>//ACCESS GR
```



do you believe

Which type of interaction is **MOST** important?

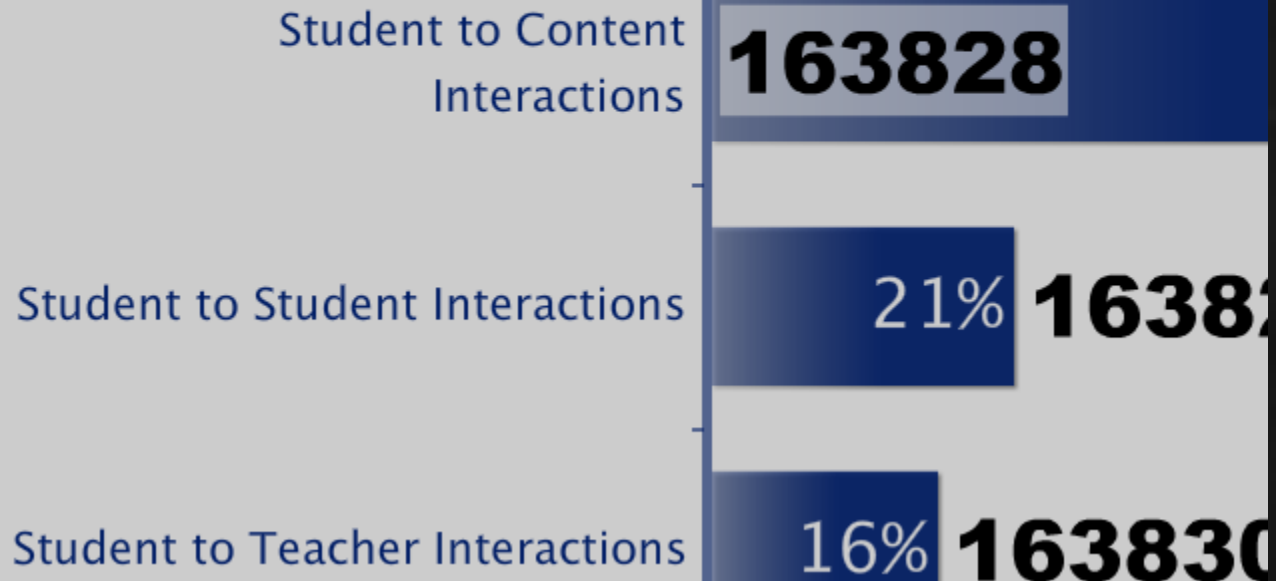
Student to Content

Student to Student

Student to Teacher

Which type of interaction do you believe is MOST important?

Text a **CODE** to 37607



Engage

Your
Students!




What does **it** say?

6

Research - Interactive Activity through Multimedia in Online Learning

1. **Increases** Learning



6 ways

Research - Interactive Activity through Multimedia in Online Learning

2. Enables students with varying learning styles to learn in a **variety** of ways.



6 ways

Research - Interactive Activity through Multimedia in Online Learning

3. Provides **Consistent** and **Continuous** Feedback



6 ways

Research - Interactive Activity through Multimedia in Online Learning

4. Increases **Retention**
with a **Shorter** Learning
Time



6 ways

Research - Interactive Activity through Multimedia in Online Learning


5. **Empowers & Motivates** while Eliciting a **Positive Attitude** Towards the Course Content.



6 ways

Research - Interactive Activity through Multimedia in Online Learning

6. Offloads repetitive teaching tasks that allow teachers to focus on specific issues.



6 ways

Which benefit of interactivity with content do you think is **most important?**

1. Increases Learning
2. Enables students with varying learning styles to learn in a variety of ways.
3. Provides consistent and continuous feedback.
4. Increases retention with a shorter learning time.
5. Empowers & motivates while eliciting a positive attitude towards the course content.
6. Offloads repetitive teaching tasks that allow teachers to focus on specific issues.

Resources:

Benefits of Interactive Multimedia Courseware, by Steven Hick Ph.D. Professor, Carleton University 1997 by Trican Multimedia Solutions Inc.

Cognitive Styles and Computer-Aided Learning (CAL): Exploring designer and user perspectives. Paper presented at the PATT-11 conference: New media in education, Eindhoven, the Netherlands. Atkinson, S. (2001).

Educational Benefits of Multimedia. R.S. Gilliver, B. Randall & Y.M. Pok (1998), 'learning in cyberspace: shaping the future', Journal of Computer Assisted Learning, Vol. 14, No 14, 212-222)

Innovative Teaching: Using Multimedia in a Problem-Based Learning Environment – Mai Neo and Ken T. 'K. Neo, Faculty of Creative Multimedia, Malaysia 2001

Interactive Multimedia in Education and Training, Sanjaya Mishra & Ramesh C. Sharma. 2005

Learning Benefits of Interactive Technologies. Miller, R. L, Multimedia and Videodisc Monitor, February 1990, pg. 14

ROI with Blended E-learning, White Paper Report, 2001

The Interactivity Effect in Multimedia Learning, Centre for Educational Multimedia. Chris Evans & Nicola J. Gibbons. Brunel University, Uxbridge, Middlesex UB8 3PH, UK.

The Rapid E-learning Blog, Three Things I learned about learning on my deathbed. Tom Kuhlmann
<http://www.articulate.com/rapid-elearning/>

Why Templates?

Raptivity

Articulate Engage

Adobe Photoshop

Audacity

Flypaper

Adobe Flash

PowerPoint

Voki

Dreamweaver

HotPotatoes

Xtranormal

Articulate Quizzmaker


Adobe Fireworks

Super Converter

Lectora

Lectora

Template for **Basic Practice** Interactivity



Below the form are listed options for basic practice interactivities with auto-feedback. They are non-graded practices to help students prepare for an assignment, project, or other assessment. Please review all options so as you design basic auto-graded, with feedback questions you can use a variety of engaging questions with supportive auto-feedback. When complete, the converted flash interactivity can be embedded or linked to in Blackboard.

Name:	
Title of Basic Interactive Practice:	
Number of Questions:	
Folder in Content Collection: <small>(where any file such as graphics, audio clips, etc associated with project are clearly named and located (if applicable). This will also be where the final interactive practice will be placed when complete)</small>	
Objectives of Practice (list them):	
Date requested for completion: <small>(approximately 2 weeks)</small>	

Note: Developer is responsible that content is licensed or not breaking copyright as well as attribution is done when object is linked to the course.

Question 1

Type of Question – multiple choice, T/F, essay, etc (see list of question types below)	
Is there a graphic or audio used for this question? If so, what is the title? Place it in the content collection folder.	
Question:	

Question 2

Answer & Answer Options: <small>(reflective essay questions require no answers)</small>	
Feedback for Correct:	
Feedback for Incorrect: (may differ for each incorrect answer)	
Type of Question – multiple choice, T/F, essay, etc (see list of question types below)	
Is there a graphic or audio used for this question? If so, what is the title? Place it in the content collection folder.	
Question:	
Answer & Answer Options: <small>(reflective essay questions require no answers)</small>	
Feedback for Correct:	
Feedback for Incorrect: (may differ for each incorrect answer)	

Question 3

Type of Question – multiple choice, T/F, essay, etc (see list of question types below)	
Is there a graphic or audio used for this question? If so, what is the title? Place it in the content collection folder.	
Question:	
Answer & Answer Options: <small>(reflective essay questions require no answers)</small>	
Feedback for Correct:	
Feedback for Incorrect: (may differ for each incorrect answer)	

Question 4

Type of Question – multiple choice, T/F, essay, etc (see list of question types below)	
Is there a graphic or audio used for this question? If so, what is the title? Place it in the content collection folder.	
Question:	

Idaho Digital Learning

Outline

Thumbnails

- 1. Introduction Page
- 2. Demonstration Video
- 3. Presentation Interactions
- 4. Video Interactions
- 5. Practice Interactions
- 6. Learning Games
- 7. Misc Interactions
- 8. ---Coming Soon - Mobile Interactions
- 9. Additional Resources

Interaction

Samples & Templates!

> // ACCESS GRANTED



Presentation Interactions!



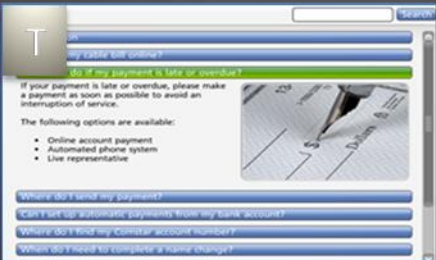
Tab Content



Carousel Content



Flip Book A
text & pic



Accordion Content



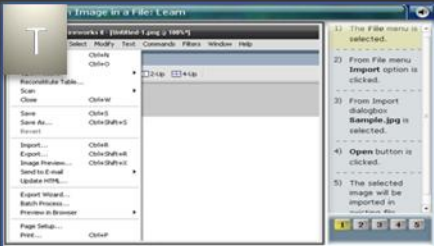
Process



Flip Book B
text, pic & video



Adding Navigation
to PowerPoint Slides



Step-by-Step Guide



Lesson Presenter
(combine pic, video, interactions, text)

Presentation Interactions!

See samples at:

www.raptivity.com

www.articulate.com

Video Interactions!

T

n

does it take to reach Mars?

- 2 months
- 4 months
- 6 months
- 8 months

Submit



00:00:11:00:00:50

Active Questions

(Multiple Choice) during video

T

Click Play to start the video.



00:00:44 / 00:01:06

Restart

- Bastille
- Arc de Triomphe

Bullet Points

main key points appear during video

T

Antarctica



00:00:15:00:00:41

Restart Continue

Antarctica Facts I:

Antarctica is Earth's southernmost continent, overlying the South Pole.

At 5.4 million square miles, it is the fifth-largest continent in area after Asia, Africa, North America, and South America.

About 98% of Antarctica is covered by ice, which averages at least one mile in thickness.

Active Video

Video pauses and content shown

T

ing problems

ould Bob say business would avoid by doing towards like

- a) a looming demographic crisis
- b) a lot of employees wanting to leave
- c) a lot of work getting done

Question 1 of 1

Prev Submit Done

Video Interaction

(Multiple Choice, Essay, TF) during video

T

ring... (86%)

Replacing Hubble Gyroscopes



00:00:32 / 00:00:55

Click Play to start the video.

Closed Captioning

Video Interactions!

See samples at:

www.raptivity.com

www.articulate.com

Basic Practice

Classification

Matching

Ordering

Basic Simulation

Label the Graphic

Picture Quiz

Dropdown Answers

Advanced Simulation

Match Hotspot

Picture Answers

Identify Hot Spot

Practice Interactions!

See samples at:

www.raptivity.com

www.articulate.com

Learning Games!

Tic-Tac-Toe

Board Game

Hidden Pic

Spin the Wheel

Hangman

Million Dollar Quiz

Pyramid Game

Jeopardy

Crossword Puzzle

Millionaire Challenge

Snakes & Ladders

Boot camp

Hot Spot Game (Spy)

Golf

Soccer

Gameshow

Learning Games!

See samples at:

www.raptivity.com

www.articulate.com

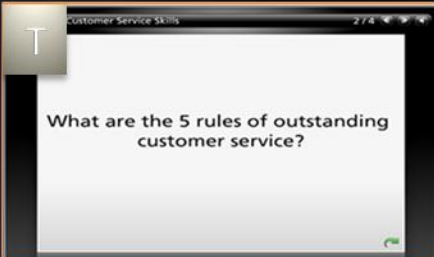
Misc Interactions!



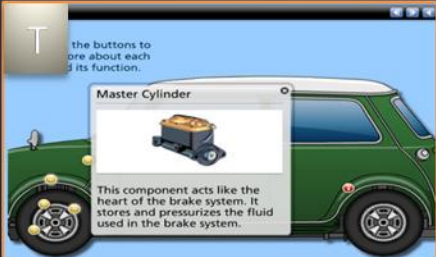
Timeline



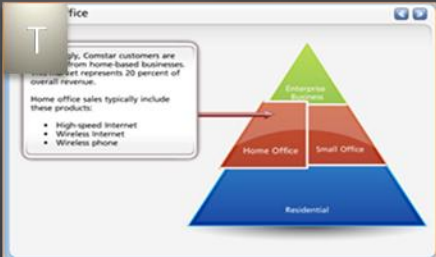
Flash Cards A
(up to 8)



Flash Cards B
(pics, videos, unlimited)



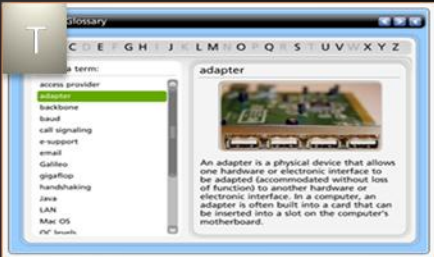
Labeled Graphic



Pyramid
(text, pic, video)



Rotating Pyramid
(text only)



Glossary



Circle Diagram



Steps



Picture Show




Media Tour

Misc Interactions!

See samples at:

www.raptivity.com

www.articulate.com



Mobile Interactions

Note: Mobile interactions can be published as .SWF flash files for computer viewing and also as HTML5 for mobile device viewing with **Safari** or any browser that supports HTML5.



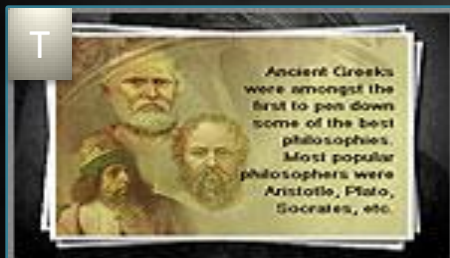
Catch Them Fast



Peel down Information



Flash Cards A
(up to 8)



Study Card Shuffle



Study Card Deck



Picture Show

Mobile Interactions

[Catch Them Fast](#)

[Study Card Deck](#)

Which type of interactions do you think would be **most helpful** to students?

Presentation Interactions!

Video Interactions!

Practice Interactions!

Learning Games!

Misc Interactions!

Mobile Interactions!

1. Introduction Page
2. Demonstration Video
3. Presentation Interactions
4. Video Interactions
5. Practice Interactions
6. Learning Games
7. Misc Interactions
8. ---Coming Soon - Mobile Interactions
9. Additional Resources



View all Samples

Video Interactions



Presentation Interactions



T

Tabs

The Tabs interaction allows users to:

- Walk through a list of related items
- Identify members of a group
- Compare the differences among items

Tabs

Template for Basic Practice Interactivity



Below the form are listed options for basic practice interactivities with auto-feedback. They are non-graded practices to help students prepare for an assignment, project, or other assessment. Please review all options so as you design basic auto-graded, with feedback questions you can use a variety of engaging questions with supportive auto-feedback. When complete, the converted flash interactivity can be embedded or linked to in Blackboard.

Name:	
Title of Basic Interactive Practice:	
Number of Questions:	
Folder in Content Collection: (Where any file such as graphics, audio clips, etc associated with project are clearly named and located (if applicable). This will also be where the final interactive practice will be placed when complete)	
Objectives of Practice (list them):	
Date requested for completion: (approximately 2 weeks)	

Note: Developer is responsible that content is licensed or not breaking copyright as well as attribution is done when object is linked to the course

Answer & Answer Options: (reflective essay questions require no answers)	
Feedback for Correct:	
Feedback for Incorrect: (may differ for each incorrect answer)	

Question 2

Type of Question – multiple choice, T/F, essay, etc (see list of question types below)	
Is there a graphic or audio used for this question? If so, what is the title? Place it in the content collection folder.	
Question:	
Answer & Answer Options: (reflective essay questions require no answers)	
Feedback for Correct:	
Feedback for Incorrect: (may differ for each incorrect answer)	

Question 3

Type of Question – multiple choice, T/F, essay, etc (see list of question types below)	
Is there a graphic or audio used for this question? If so, what is the title? Place it in the content collection folder.	
Question:	
Answer & Answer Options: (reflective essay questions require no answers)	
Feedback for Correct:	
Feedback for Incorrect: (may differ for each incorrect answer)	

Question 4

Type of Question – multiple choice, T/F, essay, etc (see list of question types below)	
Is there a graphic or audio used for this question? If so, what is the title? Place it in the content collection folder.	
Question:	
Answer & Answer Options: (reflective essay questions require no answers)	
Feedback for Correct:	
Feedback for Incorrect: (may differ for each incorrect answer)	

Fill out Template

STEP 2

Put all files in **Content Collection**

- Blackboard Content Collection
- Web Folder

Email Template

After:

All files are in the content collection
Interactivity folder

Template is completely filled out

Attach Interactivity to BB Course

After you get the email that it is developed

Use “attach file” feature in
Blackboard to link to the
Interactivity .swf or .html file

specified in email.

Check the Interactivity

- No textual or answer errors
- No problems
- No strange things ;-)



>//ACCESS GR

Student to Content

Student to Student

Student to Teacher

Encouraging students to interact

Discussion Boards

Blogs

Voicethread

Wimba Classroom/ Elluminate

Wimba Voice Boards

Wikis

Student to Teacher

With YOU!

Encouraging students to interact

Discussion Boards

Texting

Blogs

Voicethread

Phone

Gradebook

Wimba Classroom-Elluminate

Wimba Voice Boards

Email

Wikis

Interactive Activity Through Multimedia in Online Learning

Student to Content

Student to Student

Student to Teacher

Kody Stimpson
Idaho Digital Learning

Thank you!

Questions? Ideas? Suggestions?

Please feel free to contact me!

Kody.Stimpson@idla.k12.id.us

208-342-0207 ext 151

<http://idahodigitalllearning.org>

